


ENGAGED


Pre-Feasibility Study Design Principles



Design Principles

The design principles for the Engaged Model have been informed by the research and have led to multiple necessities being highlighted. This has been approached from two perspectives: the Engaged Unit space which could be commercial or council-owned; and the Engaged Toilet Facilities.

With these two elements as the focus, we are able to build on the surrounding context to embed the system into the community and high streets.



Gender-based principles
To ensure that everyone is provided with respectful and inclusive facilities

Space for other uses
Handwashing, infant-feeding, respite/wellbeing

Easy to maintain/clean
Facilities, materials and equipment to be selected based for ease of maintenance

Wayfinding/ Branding Requirements
Lines on Floor, signposting, display stickers

Viewpoint
A clear view to the toilet entrance

Soft-walls/barriers
To create a pathway to the toilet, separate from the unit's visitors/customers


Accessibility features
Providing for both physical and neurodiverse needs

Safety
By including 'design against crime' elements

Sustainability
Advocating the use of sustainable materials and methods.
E.g. Natural roofs, wood, water reduction and reuse



Co-Design Workshop Activities



ENGAGED

PLEASE READ:
We ask that you provide some information about yourself that will provide context to your answers within this workshop session. We will refer back to your consent forms with regards to the use of this information and if you have requested to be anonymous. The information requested in section one will remain anonymous and not be associated to your name, even if consent has been provided.

Initials: This is used for data processing and will not be published.

What are your pronouns: she/her

Based on your experience, how could public toilets be better design for the needs of Families Accessibility (age) ?

Select an option/options from the selection below

During this session we ask that you fill in this activity sheet individually, but encourage discussion within your groups. This is a space for you to share your thoughts as an individual.

Please ask the facilitator for any help if you are unsure of anything or need assistance.

Activity 1. (8 Minutes) Write your answers in the boxes provided

1. What was your most recent experience of a public toilet? What was good and what was bad?

Activity 2. (8 Minutes) Use the stickers to vote for your top three.

PART 1: If you could choose, which type of toilet would you prefer to use?

Click, drag and drop these stickers to vote for your favourite 3

Toilet facilities (Click, drag and drop your options into the room above)

Accessible Toilets (1st)

Gender-neutral individual cubicles (facilities in cubicle)

Gender-neutral individual cubicles (shared common facilities)

Designated 'male' or 'female' toilets (2nd)

Family toilets (3rd)

Additional urinal-only toilets (gender-neutral cubicles + additional urinals in a separate room)

Changing Places Toilets

If there is an option that is not listed that you think should be, please tell us what it is and if it is a preference or a type of public toilet that you would avoid.

Double click here and type answer here

PART 2: Are there any toilets that you would avoid? If so, use the stickers below to indicate which ones

Click, drag and drop these stickers to vote for toilet facilities that you would not use.

DISCUSS

As a group discuss thoughts so far (5 Minutes)
10 minute comfort break

These images show some of the activities done with the participants community groups representatives during the Engaged Co-Design Workshop

ENGAGED

PLEASE READ:
We ask that you provide some information about yourself that will provide context to your answers within this workshop session. We will refer back to your consent forms with regards to the use of this information and if you have requested to be anonymous. The information requested in section one will remain anonymous and not be associated to your name, even if consent has been provided.

Initials: This is used for data processing and will not be published.

What are your pronouns: They/Them

Based on your experience, how could public toilets be better design for the needs of LGBTQ+ Accessibility (age) ?

Select an option/options from the selection below

During this session we ask that you fill in this activity sheet individually, but encourage discussion within your groups. This is a space for you to share your thoughts as an individual.

Please ask the facilitator for any help if you are unsure of anything or need assistance.

Activity 1. (8 Minutes) Write your answers in the boxes provided

1. What was your most recent experience of a public toilet? What was good and what was bad?

I used the public toilets in Victoria Park in Hackney near the tennis courts. This was on my way to work (cycling from Stratford International to the Town Hall) at around 11.15am on a weekday. They have a number (2 I think?) of any gender toilets which are also accessible - unfortunately, they are often locked with no explanation. I had this on a previous occasion. Fortunately, on this one, it was unlocked which meant I was able to use it and take my bike in with me to keep it safe. It was clean and there was toilet paper, however the red emergency card was tied up rather than hanging to the floor. I notice this in most accessible facilities. I think the general public doesn't realise they're meant to dangle to the floor. More education on this, or explanatory signs would be useful.

Activity 2. (8 Minutes) Use the stickers to vote for your top three.

PART 1: If you could choose, which type of toilet would you prefer to use?

Click, drag and drop these stickers to vote for your favourite 3

Toilet facilities (Click, drag and drop your options into the room above)

Accessible Toilets (3rd)

Gender-neutral individual cubicles (facilities in cubicle) (1st)

Gender-neutral individual cubicles (shared common facilities)

Designated 'male' or 'female' toilets

Family toilets

Additional urinal-only toilets (gender-neutral cubicles + additional urinals in a separate room)

Changing Places Toilets

If there is an option that is not listed that you think should be, please tell us what it is and if it is a preference or a type of public toilet that you would avoid.

Double click here and type answer here

PART 2: Are there any toilets that you would avoid? If so, use the stickers below to indicate which ones

Click, drag and drop these stickers to vote for toilet facilities that you would not use.

DISCUSS

As a group discuss thoughts so far (5 Minutes)
10 minute comfort break

Activity 3. (20 Minutes)

What would your ideal public toilet experience look and feel like?

To help in getting a sense of the space, complete these statements:

When entering public toilets, I would like...

The public toilet would smell like...

I would like to hear sounds of...

I would like to feel...

Activity 4.
Task: Design your ideal cubicle

Use the bathroom template to the left to design your ideal public toilet. Drag and drop the facilities provided to build the design or you can upload pictures or use the drawing function - any features that are missing from the list provided please note in the area provided. Whatever best communicates your idea.

Bathroom template

Additional features I would like included that aren't listed are...

| | |
|---------------------------------------|---|
| minimal touch facilities | separate male and female urinal only area |
| Making sure the toilet has a lid | Child change facilities |
| Needs to be easy to clean | Child changing table |
| Link to the nearest accessible toilet | Child changing table |
| Hand hygiene | Child changing table |
| Shower | Child changing table |
| Shower head bidet | Child changing table |
| Shower head bidet | Child changing table |

Toilet facilities (Click, drag and drop your options into the room above)

Toilets

- Accessible toilet
- Standard Toilet
- Child Height Toilet
- Floating Toilet (raised from ground)
- Urinal
- Squat Toilet
- Personal Hygiene
- Bidet
- Wall mounted shower head bidet
- Toilet Roll Dispenser 1
- Single Sheet Toilet Paper Dispenser
- Shower

Sink

- Accessible sink
- Hand Drying (1 only)
- Hand Dryer 1
- Hand Dryer 2
- Disposable Hand Towel Dispenser
- Towel
- Hand Hygiene
- Hand Sanitiser
- Soap Dispenser
- Waste Disposal
- General Waste Bin
- Recycle Waste Bin
- Sanitary Waste Bin
- Sharps/Hazard Waste Bin

Vanity Mirror

- Standard Mirror
- Window
- Wall Hooks
- Wall Mounted Hanging-rails
- Shelf
- Room Divider (Wall)
- Chair
- Wall Mounted Toddler Seat
- Wall Mounted Baby changing facilities