



Identifying the Purposes of Biological Materials in Everyday Designs

Nurul 'Ayn Ahmad Sayuti^{1,2}, Bjorn Sommer¹, Saeema Ahmed-Kristensen³

¹School of Design, Royal College of Art London, United Kingdom

²Faculty of Art & Design, Universiti Teknologi MARA, Malaysia, ³Science, Innovation, Technology, Entrepreneurship, University of Exeter Business School, United Kingdom

ayn.sayuti@network.rca.ac.uk, bjorn.sommer@rca.ac.uk, S.Ahmed-Kristensen@exeter.ac.uk
Tel: +60129040903

Abstract

The exploration of new materials has provided new insights into the progressive use of living biological materials in everyday designs. Living biological materials are expected to have the potential to overcome the depletion of non-renewable resources. Through bio-design and biophilic design in the urban environment, designers apply living systems as appropriate solutions to everyday designs. This paper aims to classify the biological materials and the sense of ownership towards biological materials embedded in products in terms of a) Function, b) Aesthetic and Semantic, and c) Emotion and Experience. A survey was conducted from 173 respondents through an online questionnaire.

Keywords: biological materials; biophilic design; product designs; purposes and ownership

eISSN: 2398-4287© 2020. The Authors. Published for AMER ABRA cE-Bs by e-International Publishing House, Ltd., UK. This is an open access article under the CC BY-NC-ND license (<http://creativecommons.org/licenses/by-nc-nd/4.0/>). Peer-review under responsibility of AMER (Association of Malaysian Environment-Behaviour Researchers), ABRA (Association of Behavioural Researchers on Asians) and cE-Bs (Centre for Environment-Behaviour Studies), Faculty of Architecture, Planning & Surveying, Universiti Teknologi MARA, Malaysia.
DOI: <https://doi.org/10.21834/ebpj.v5i15.2479>.

1.0 Introduction

Significant threats towards the environment are caused by the vast usage and overconsumption of natural resources. A growing awareness of these problems has led to design movements which aim to alleviate the problems of non-renewable resources exhaustion. In this context, designers, architects, engineers, and scientists are experimenting and exploring future applications of living biological materials, which are known to have many beneficial properties in human-nature relation as well as the potential of drastically improving the quality of daily life (www.gsa.gov (2015); Montana-Hoyos, 2010). Biophilia, biophilic design and bio-design are the latest examples of the bio-related genre which led to the introduction of natural elements in built environments, highlighting their positive impact on the human-nature relationship. Moreover, the apparent decrease of interaction between human beings and nature – especially in the urban environment – affects the human life, emotion, behaviour, thinking, learning process, as well as the daily survival (Tischner, 1997; Thorpe, 2007; Proctor, 2009; Montana-Hoyos, 2010).

This research project elaborates upon the use of biological materials in everyday products. Various studies are trying to cultivate new alternatives to replace the depleted conservative resources by incorporating biological materials. This publication is part of a larger study on emotional design and perception (Sayuti and Ahmed-Kristensen, 2020) which were executed to gain feedback on positive and negative emotions, purposes, the application of biological materials in everyday design, as well as the ownership of designs that incorporate biological materials.

eISSN: 2398-4287© 2020. The Authors. Published for AMER ABRA cE-Bs by e-International Publishing House, Ltd., UK. This is an open access article under the CC BY-NC-ND license (<http://creativecommons.org/licenses/by-nc-nd/4.0/>). Peer-review under responsibility of AMER (Association of Malaysian Environment-Behaviour Researchers), ABRA (Association of Behavioural Researchers on Asians) and cE-Bs (Centre for Environment-Behaviour Studies), Faculty of Architecture, Planning & Surveying, Universiti Teknologi MARA, Malaysia.
DOI: <https://doi.org/10.21834/ebpj.v5i15.2479>.

1.1. Research Aim

This research project aims to understand the valid purposes of biological materials and consumer's ownership towards everyday products incorporating biological materials. More specifically, this study firstly investigates the practical purposes of biological materials which could be embedded in future everyday designs. Then secondly, this study elaborates the acceptance and ownership of these particular products which could be incorporated in the development of future daily consumer products. Finally, this study will further clarify the user perception towards biophilia, biophilic design, bio-design and emotional design.

2. Literature Review

To understand everyday products incorporating biological materials or living organisms, it is important to situate these products within bio-design, biophilia theory and biophilic design followed by other related topics, such as living organisms and product semantics.

2.1 Biophilia, biophilic design and bio-design,

Biophilia describes the association of human beings with nature and living organisms. Wilson (1984, page 1) who developed biophilia theory, defined it as "the innate tendency to focus on life and lifelike processes." Arvay (2018) suggested biophilia can be applied in home context and enhance the wilderness experience through the correlation of scientific and spiritual experiences with nature – also supported by Wilson and Kellert et al. (2008). The practical applications of biophilic design in built environments was introduced by Kellert et al. in 2008, which identifies the roles of nature to the human mind, emotion, and physical well-being. Nowadays, many urban built environments and designs consider the integration of biophilic elements as it helps to elevate and enhance the way of living, especially to the spaces which are lacking contact with natural elements. Biophilic design studies were conducted in the disciplines of the built environment, health, employees' productivity, employee well-being, among others. Among the initial studies on biophilic design – addressing the benefits of natural elements to human nearby or indoors – include Grinde and Patil (2009), Simaika and Samways (2010), Howell et al. (2011), Bartczak et al. (2013), Johnson (2014), as well as Terrapin Bright Green (2012 and 2014). More recent studies on biophilic designs have been published by Sayuti et al (2015 and 2018), Gunawardena and Steemers (2018), Rosenbaum et al. (2018), Yin et al. (2018), Parsaee et al. (2019), among others.

Myers (2018) defined bio-design as the application of living ecosystems which allow designed products to be more sustainable. Myers (2018) focus more on the application of radical materials, especially living ecosystem in the development of bio-design products, such as *The Seed of Narcissus* by Tomáš Libertíny and *Lung-on-a-chip* by Donald E. Ingber and Dongeun Huh, among others. Magnan (2018) uses images to explore perception and cognitive psychology to elevate creative thinking abilities and emphasise bio-design thinking. Resulted from the previous studies above, the application of natural elements in everyday products has shown potential to be further explored, and disciplines like industrial design can help to develop more innovative and productive designs which can serve end users by promoting the interaction, communication, empathy, emotional connection and awareness towards natural elements. The main concern of this study is the exploration of emotional responses, perception and the functionality of living materials.

2.2 Biological materials/ Living organisms

A living organism can be defined as a living condition of an individual form or a living body (which is not dead), including animals, plants, bacteria, fungi, algae, and others (Dictionary of the English Language, Fifth Edition, 2011). Biological materials also defined by Dictionary of the English Language (Fifth Edition, 2011) is relating to the biology of living things or natural organic matters including biomass, chemical substance, tissue or cellular component.

For this research, we have identified eleven materials which are commonly – directly or indirectly – used in everyday products. These biological materials were then subdivided into four categories: 1) *Artificial natural elements* which consist of a) *nature images*, such as in photographs, graphics, painting, drawing and others and b) *artificial plants*, e.g. plastic flowers or grass, 2) *Real natural elements: plants*, such as moss, edible plants, flowers, decorative plants, cacti or succulents, 3) *Real natural elements: animals* including fishes, insects and others, and 4) *Real natural elements: microorganisms*, such as fungi, algae and beneficial bacteria.

2.3 Product purposes, appearance, semantics, experience and ownership

Radford and Bloch (2011) stated that consumers are strongly drawn to new innovative products, where bio-design and biophilic design can be considered as a newly emerging design genre. They add to a product's functionality and semantics, enhance them towards a more pleasing appearance, and promotes near-natural experiences to consumers. Bio-design and biophilic design are new design disciplines which enable consumers to perceive, communicate, and interact with living materials directly or indirectly, depending on how the living materials are applied in the designs. Usually, these materials provide specific functionality or are part of a specific nature-related product. Products for a specific purpose or usage and enhanced product aesthetics are highly valued and chosen by consumers (Veryzer, 1993; Yamamoto and Lambert, 1994; Bloch, 1995; Creusen and Schoormans, 2005). Another example of studies about product appearances in product design are provided by Govers and Schoormans (2005), Mugge, Govers and Schoormans (2008) and Blijlevens et al. (2009), among others.

The term "semantics" is widely used in design to define the meaning of a product, visually and physically. Product semantics (as defined by Krippendorff, 1989) should enable consumers to make sense of things with a special focus on understanding the consumers' attitude toward the product, its functionality and interfaces. Other relevant studies on product aesthetics, semantics, and styling in design are Crilly et al. (2004), Zuo and Jones (2007), Boess (2008), Krippendorff (2008), Lawson and Storer (2008), Bonollo (2010), Demirbilek and Sener (2010), and Hagtvæd and Patrick (2014).

These previously-described studies have been useful to understand emotional design, perception, purposes, ownership of product design, and its relation towards biophilia theory, biophilic design and bio-design.


3.0 Methodology

This work builds on the study by Sayuti and Ahmed-Kristensen (2020). A survey comprising of six main sections was designed mainly to gather the respondent's perceptions and emotions towards biological elements. This survey extends the previously-published results and focuses on *the purpose of biological elements and the sense of ownership in everyday designs*. Images of biological materials in specific contexts were shown to the participant. Please refer to Sayuti and Ahmed-Kristensen (2020) for detailed information on the study on perception, which is the first part of the survey and was disseminated through social media and emails. This current work focusses on those 173 respondents who actually completed the survey up to the section covering purposes and ownership of biological materials. Eleven questions on the purposes and logic questions on ownership had the intention to investigate the opinion of potential consumers (as shown in Figure 1 below). An example page of the survey can be seen in Figure 1.

A study of emotions and perceptions of biological materials embedded into product designs

Section D: The purpose of biological elements

4. For which purposes you would like to incorporate edible plants (such as herbs, fruit plants etc)? You may choose up to 3 answers.



<input type="checkbox"/>	<input checked="" type="checkbox"/>	<input checked="" type="checkbox"/>
To learn	Food/ farm	Purify water/ air
<input type="checkbox"/>	<input type="checkbox"/>	<input type="checkbox"/>
Generate energy	Environmental consciousness	Exploration of new technologies
<input type="checkbox"/>	<input type="checkbox"/>	<input type="checkbox"/>
Exploration of new materials	Communication	Entertainment/ leisure
<input type="checkbox"/>	<input type="checkbox"/>	<input type="checkbox"/>
To provide solutions	To stimulate senses	Aesthetic value/ decoration
<input type="checkbox"/>	<input type="checkbox"/>	<input type="checkbox"/>
Collection & display	Artistic reasons	Communication/ convey message
<input type="checkbox"/>	<input type="checkbox"/>	<input type="checkbox"/>
Contemplation	Symbolic/ symbolism	To experience nature
<input type="checkbox"/>	<input type="checkbox"/>	<input type="checkbox"/>
<input checked="" type="checkbox"/>	<input type="checkbox"/>	<input type="checkbox"/>
To heal/ calm/ lower stress	Lifestyle/ culture	To connect physically
<input type="checkbox"/>	<input type="checkbox"/>	<input type="checkbox"/>
To connect socially	To connect psychologically	To connect ideologically
<input type="checkbox"/>	<input type="checkbox"/>	<input type="checkbox"/>

Would you like to own the products with "food/ farm" purpose which incorporate the edible plants (such as herbs, fruit plants etc)? *

Yes No

Would you like to own the products with "purify water/ air" purpose which incorporate the edible plants (such as herbs, fruit plants etc)? *

Yes No

Would you like to own the products with "to heal/ calm/ lower stress" purpose which incorporate the edible plants (such as herbs, fruit plants etc)? *

Yes No

Figure 1: The example of Section D: the purpose and ownership in the survey
(Source: Authors)

3.1 The conceptual model development

The conceptual model built upon previous research (Sayuti et al 2015 and 2018) and was revised and tested in the context of this study. Previously, the original conceptual model was developed with four main categories and six subcategories each. The subcategories were revised rearranged and renamed accordingly to the suitability of the purposes within the conceptual model. The latest model consists of three main categories which are; A: *Function and Practicality*, B: *Aesthetic and Semantic*, C: *Emotion and Experience*. The subcategories under A: *Function and Practicality* are comprised of eleven purposes including five new subcategories (whereas the original model

consisted of six subcategories for A). The subcategories are A1: *To learn*, A2: *Food/ farm*, A3: *Purify water/air*, A4: *Generate energy*, A5: *Environmental consciousness*, A6: *Exploration of new technologies*, A7: *Exploration of new materials*, A8: *Communication*, A9: *Entertainment/Leisure*, A10: *To provide solution*, A11: *to stimulate senses*. The subcategories under B: *Aesthetic and Semantic* are, B1: *Aesthetic value/decoration*, B2: *Collection & display*, B3: *Artistic reasons*, B4: *Communication/convey message*, B5: *Contemplation*, B6: *Symbolic/symbolism*. Finally, the subcategories under C: *Emotion and Experience* consisted of seven (with five newly added) which are C1: *To experience nature*, C2: *To heal/calm/lower stress*, C3: *Lifestyle/culture*, C4: *To connect physically*, C5: *To connect socially*, C6: *To connect psychologically*, C7: *To connect ideologically*.

Table 1: The conceptual model of the purpose of biological materials in everyday designs

The purpose of biological materials in everyday designs					
Function and practicality					
A1 To learn	A2 Food/ farm	A3 Purify water/ air	A4 Generate energy	A5 Environmental consciousness	A6 Exploration of new technologies
A7 Exploration of new materials	A8 Communication	A9 Entertainment/ leisure	A10 To provide solution	A11 to stimulate senses	
Aesthetic & Semantic					
B1 Aesthetic value/ decoration	B2 Collection & display	B3 Artistic reasons	B4 Communication/ convey message	B5 Contemplation	B6 Symbolic/ symbolism
Experience & Emotion					
C1 To experience nature	C2 To heal/calm/ lower stress	C3 Lifestyle/ culture	C4 To connect physically	C5 To connect socially	C6 To connect psychologically
C7 To connect ideologically					

(Source: Authors)

4. Results

4.1 Respondent background

A total of 173 responses were received and analysed for this section. Background data were collected on *gender* (67% of female, 32.4% of male while 0.6% preferred not to answer), *age* (ranging from 18 to 25 with 11.6%, 26 to 30 with 11.6%, 31 to 40 with 41.3%, 41 to 50 with 26.2% of, 51 to 60 with 7.6% of, and 1.7% from 61 or older). The respondents are from a *design or non-design background* with 39.3% (68 respondents) and 60.7% (105 respondents) respectively. Their *cultural background* (88.4% Asian, 7.5% White, 1.7% Mixed, 1.7% Other, 0.6% preferred not to answer and 0% Black/African- American). Almost all respondents have *access to nature* with 88.4%.

The results can be seen in Table 2 and 3 below, representing the descriptive analysis in terms of (number of responses) counts and their overall summary regarding the overall purposes of biological materials and the sense of ownership of products embedded with biological materials. For this section, respondents were allowed to select a maximum of 3 purposes which they deemed suitable for each material. Results were computed by using IBM SPSS version 25 and compiled in Excel. It is worth noting that there are percentages which do not have 100% frequency due to the usage 0- point decimal in the SPSS, and show either 100.1% or 99.9% frequencies.

4.2 The purposes of products with biological materials

Table 2 below shows the results regarding the different types of biological materials in the context of the purposes introduced in Table 1. These results can be seen in Table 2 below highlighted in either blue, green or pink (according to the conceptual model colour coding in Table 1). The four (4) highest counts received for biological materials are edible plants with 100 counts, followed by decorative plants with 94 counts, images of nature with 82 counts and bacteria with 82 counts as well. In terms of biological materials, the highest combined count for the three main categories (A, B and C) was achieved by images of nature with 462 counts, while the lowest overall count is received by bacteria and insects with 358 and 359 counts respectively.

For brevity, only the highest purposes will be highlighted. The A: *Function and Practicality* categories received the overall responses counts of 2360. Edibles plants received the highest of 100 counts for “A2: *Food/ farm*”, followed by bacteria, algae and insects or other animals with 82, 60 and 56 counts for “A1: *To learn*” and the next highest received by artificial plants with 58 counts for “A11: *to stimulate senses*”. Other purposes received lower responses.

The results obtained for “B: *Aesthetic and Semantic*” categories with the overall responses counts of 1096. The purpose of “B1: *Aesthetic value/decoration*” received 94, 82 and 63 counts for decorative plants and images of nature, succulents and cacti respectively

while the purposes of “B3: Artistic reasons” and “B2: Collection & display” received 45 counts and 42 counts respectively for decorative plants and succulent and cacti. Lower responses received by other purposes.

Finally, for C: Emotion and Experience, the categories received the overall responses counts of 977. Moss and insects or other animals received 62 and 52 counts respectively for “C1: To experience nature”. Fishes received the highest response counts of 41 for “C2: To heal/calm/lower stress”. The next highest purpose is “C3: Lifestyle/culture” with 34 counts. Other purposes received lower responses.

Moreover, the biological materials which received the highest responses within the purposes are bacteria (A1: To learn with 82 counts, A6: Exploration of new technologies with 41 counts, A7: Exploration of new materials with 37 counts, A10: To provide solution with 34 counts and C5: To connect socially with 7 counts) and artificial plants (A4: Generate energy with 45 counts, A8: Communication with 10 counts, A11: to stimulate senses with 58 counts, B5: Contemplation and B6: Symbolic/symbolism with 11 and 39 counts respectively) with 5 purposes, followed by insects and other animal with 4 purposes (A1: To learn with 56 counts, C1: To experience nature with 52 counts, C6: To connect psychologically and C7: To connect ideologically with 9 and 5 counts respectively) and moss (A3: Purify water/air with 41 counts, A5: Environmental consciousness with 55 counts, C1: To experience nature with 62 counts and , C4: To connect physically with 7 counts).

A radar graph in Figure 2 below depicts the highest and lowest responses towards the overall sum of the purposes regarding biological materials.

Table 2: The overall sum and responses counts of the purposes of biological materials

The overall purposes of biological materials												
Function and Practicality												
The purposes	A1	A2	A3	A4	A5	A6	A7	A8	A9	A10	A11	Overall counts A
Biological materials												
Images of nature	21	15	23	12	46	13	14	8	19	0	38	
Artificial plants	33	23	18	45	11	19	3	10	10	20	58	
Moss	23	20	41	15	55	10	17	4	8	7	32	
Edible plants	23	100	18	10	44	5	7	2	4	9	30	
Decorative plants	9	5	23	5	33	3	8	5	21	3	35	
Succulent/ cacti	28	7	17	4	28	7	13	2	10	6	32	
Fishes	26	20	21	10	24	7	5	8	28	2	32	
Insects or other animals	56	6	2	3	26	8	9	4	12	9	30	
Fungi	52	68	9	7	34	15	25	4	1	9	11	
Algae	60	24	24	22	40	26	32	2	1	17	11	
Bacteria	82	23	16	11	16	41	35	5	1	34	7	
Counts of each subcategory	413	311	212	144	357	154	168	54	115	116	316	2360
Aesthetic and Semantic												
The purposes	B1	B2	B3	B4	B5	B6						Overall counts B
Biological materials												
Images of nature	82	12	39	3	4	14						
Artificial plants	24	17	1	5	11	39						
Moss	30	5	17	5	2	7						
Edible plants	28	11	12	1	2	6						
Decorative plants	94	27	45	0	1	14						
Succulent/ cacti	63	42	41	5	2	12						
Fishes	34	35	21	2	8	12						
Insects or other animals	12	26	15	5	8	28						
Fungi	19	19	17	2	5	6						
Algae	14	10	9	6	5	9						
Bacteria	5	8	11	3	5	14						
Counts of each subcategory	405	212	228	37	53	161						1096
Experience and Emotion												
The purposes	C1	C2	C3	C4	C5	C6	C7	Overall counts C				Overall counts of all categories for each material (A+B+C)
Biological materials												
Images of nature	26	36	21	3	4	8	1					462
Artificial plants	22	20	4	0	2	3	0					398
Moss	62	38	3	7	1	7	1					417
Edible plants	28	34	34	4	2	7	0					421
Decorative plants	37	40	18	4	3	8	3					444
Succulent/ cacti	41	31	18	2	2	4	4					421
Fishes	41	41	14	3	2	9	3					408
Insects or other animals	52	14	11	6	3	9	5					359
Fungi	45	5	11	2	3	4	3					376
Algae	31	3	8	3	5	3	4					369
Bacteria	14	6	7	1	7	2	4					358
Counts of each subcategory	399	268	149	35	34	64	28	977				

(Source: Authors)

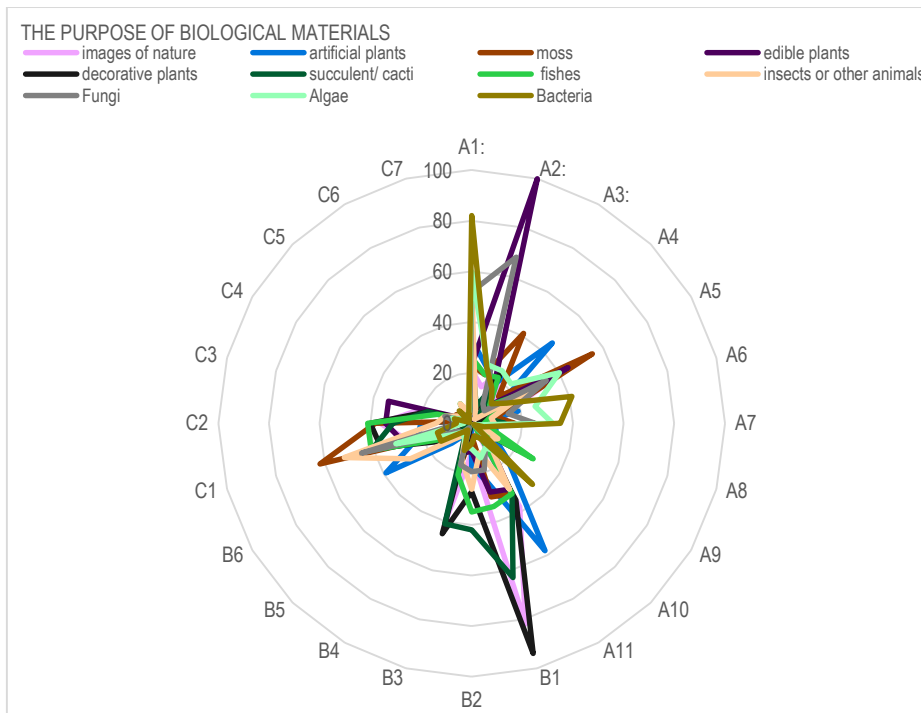


Figure 2: The radar graphs depicting the highest and lowest responses towards the overall purposes of different biological materials. (Source: Authors)

4.3 The ownership of products embedded with biological materials

For brevity, this section will only discuss the highest purpose-related counts regarding ownership of products embedded with biological materials. Table 3 below shows the overall sum and counts of the ownership of products incorporated in biological materials. Results are highlighted in either blue, green or pink. The highest overall count of each subcategory in this context received the purpose of “B1: aesthetic value/decoration” with 359 counts followed by “C1: to experience nature” purpose with 326 counts while the lowest overall count is received by “C7: To connect ideologically”. The highest overall count of main categories (A, B and C) in terms of biological material’s ownership was received by images of nature with 406 and closely followed by edible plants with 405 counts while the lowest overall count is received by insects with 185 counts.

For the ownership of products embedded with biological materials under the category “A: Function and Practicality”, the overall response counts received is 1884, which shows that this main category of purpose received the highest responses in terms of ownership. Edible plants received the highest count for the ownership with 99 for the different purposes of “A2: Farm/food”. Fungi also received a high response for “A2: Farm/food” with 57 counts. Bacteria received 51 counts of ownership “A1: to learn”. Next highest is “A5: Environmental consciousness” received by moss with 48 counts. Other purposes received lower responses.

The main category of purpose “B: Aesthetic and Semantic”, received overall responses counts of 842, decorative plants, images of nature and succulent and cacti with 85, 70 and 57 counts respectively for “B1: aesthetic value/decoration”. “B2: Collection & display” and “B3: Artistic reasons” are the next highest in this category with 36 and 35 counts respectively for decorative plants and succulent and cacti. Lower responses received by other purposes.

“C: Emotion and Experience” received the lowest overall responses counts of 811. “C1: to experience nature” is the highest in this category with 52 counts for moss, which also received 35 for “C2: To heal/calm/lower stress”. “C3: Lifestyle/culture” is the next highest purpose with 33 counts for edible plants. Other purposes received lower responses of ownership.

Moreover, the biological materials which received the highest responses within the purposes on ownership are moss with 5 purposes (A3: Purify water/air, A5: Environmental consciousness, C1: To experience nature, C2: To heal/calm/lower stress and C4: To connect physically), followed by bacteria with 4 purposes (A1: To learn, A6: Exploration of new technologies, A7: Exploration of new materials and A10: To provide solution) and succulent and cacti (B1: aesthetic value/decoration, B2: Collection & display, B4: Communication/convey message and C7: To connect ideologically).

The radar graph in Figure 3 below depicts the highest and lowest responses towards the overall sum of the sense of ownership regarding biological materials.

Table 3: The overall sum and counts of the ownership of products embedded with biological materials

The ownership of products embedded with biological materials												
Function and Practicality												
The purposes	A1	A2	A3	A4	A5	A6	A7	A8	A9	A10	A11	Overall counts A
Biological materials												
Images of nature	21	14	21	11	42	11	13	7	15	0	38	
Artificial plants	10	28	18	15	39	11	13	2	5	8	16	

Moss	17	14	37	14	48	9	16	3	8	6	29	
Edible plants	21	99	17	10	42	5	7	1	4	9	30	
Decorative plants	9	5	20	5	28	3	5	4	15	3	33	
Succulent/ cacti	28	6	16	3	27	6	12	2	10	5	29	
Fishes	20	17	17	8	20	6	5	5	24	0	26	
Insects or other animals	31	3	1	2	13	5	5	2	8	4	16	
Fungi	29	57	7	6	28	15	18	1	0	6	9	
Algae	41	19	20	19	31	21	24	2	0	15	9	
Bacteria	51	20	12	6	13	28	27	5	2	23	4	
Counts of each subcategory	278	282	186	99	331	120	145	34	91	79	239	1884
Aesthetic and Semantic												
The purposes	B1	B2	B3	B4	B5	B6						Overall counts B
Biological materials												
Images of nature	70	8	32	2	3	10						
Artificial plants	43	16	10	0	4	8						
Moss	28	3	16	3	1	5						
Edible plants	26	10	9	1	2	6						
Decorative plants	85	25	36	0	1	11						
Succulent/ cacti	57	35	33	4	2	10						
Fishes	26	25	16	2	6	10						
Insects or other animals	5	14	5	2	2	17						
Fungi	10	12	11	1	2	5						
Algae	7	5	6	4	4	4						
Bacteria	2	5	5	2	2	10						
Counts of each subcategory	359	158	179	21	29	96						842
Experience and Emotion												
The purposes	C1	C2	C3	C4	C5	C6	C7					Overall counts C
Biological materials												
Images of nature	25	32	18	3	3	6	1					406
Artificial plants	34	20	13	3	0	2	1					319
Moss	52	35	3	7	1	7	1					363
Edible plants	27	33	33	4	2	7	0					405
Decorative plants	34	34	15	4	2	7	0					384
Succulent/ cacti	37	29	11	1	2	4	4					373
Fishes	32	34	13	1	2	9	2					326
Insects or other animals	25	7	3	1	2	9	3					185
Fungi	32	3	7	2	1	3	1					266
Algae	19	3	5	2	3	2	1					266
Bacteria	9	6	4	0	4	2	2					244
Counts of each subcategory	326	236	125	28	22	58	16				811	

(Source: Authors)

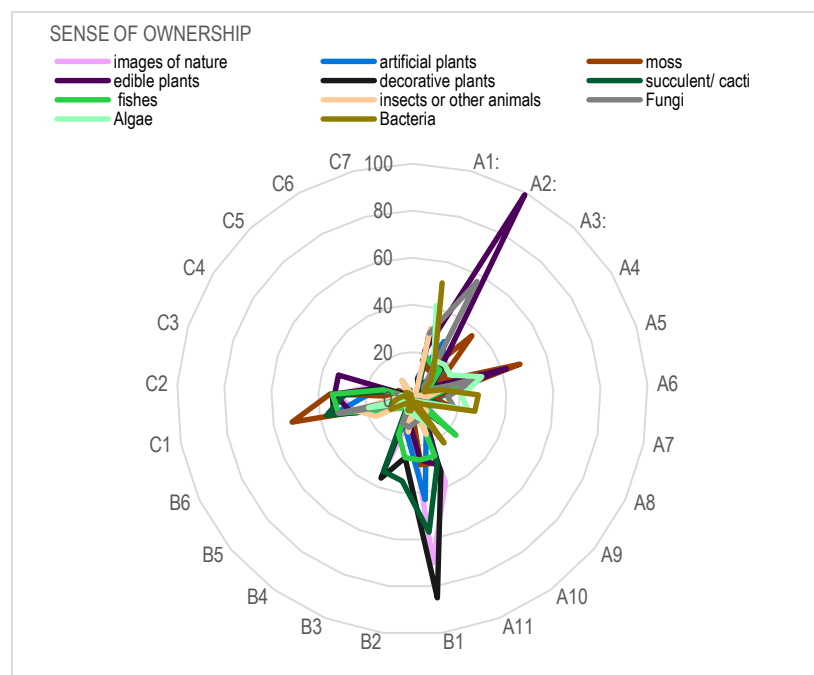


Figure 3: The radar graph depicting the highest and lowest responses towards the overall sum of the sense of ownership of the biological materials. (Source: Authors)

6. Conclusion

This study was examining and classifying responses of consumers when exposed to new nature-near materials and products. More specifically, responses regarding purposes and ownership of everyday products embedded with biological materials were explored. A conceptual model was tested to evaluate the respondents' opinion on the relevant purposes of biological materials. From the overall results, it can be concluded that the respondents have chosen the main category "A: Function and Practicality" where six materials were identified to have the highest responses, i.e. artificial plants, edible plants, insects or other animals, fungi, algae and bacteria. The related subcategories are "A1: to learn", "A2: farm/food", "A11: to stimulate senses". Other materials such as images of nature, decorative plants and succulent/cacti are viewed as "B: Aesthetic and Semantic" with the subcategories of "B1: aesthetic value/decoration". Moss and fishes are viewed as materials compatible to purposes "C1: to experience nature" and "C2: to heal/calm/lower stress" under the category of "C: Experience and Emotion". Each question regarding the sense of ownership was linked to each material and purpose question.

In addition, participants were asked to either confirm or decline the answer if they want to own a product embedded with biological materials. Based on the overall counts, the results on the ownership have declined almost to half as some respondents might consider not to buy a specific nature-related product. The reason of purchasing or to own the product are leaning towards two main categories, which are "A: Function and Practicality" and "B: Aesthetic and Semantic" where the respondents might be in favour of products which can support the learning process or fulfil decorative purposes. Surprisingly bacteria received the highest responses within the 4 to 5 purposes and ownership, as the responses view this material for learning, exploration of technologies and new materials purposes. Bacteria, as found in the studies discussed by Myers (2018), are currently used in textiles – more precisely for bacteria-grown clothes/ 'biocouture' – with the purpose to grow biomaterial, create and enhance the natural colours of clothing. Moreover, modified bacteria (e.g. *Escherichia coli* and *Serratia marcescens*) could also be used to create digital system storage, growing letters in typeface design and be used for other aesthetic reasons. Other materials such as moss, artificial plants, succulent and cacti and insect or other materials also viewed within 4 to 5 categories as well.

We are hoping that these findings can be used to identify and categorise the appropriate functional use of biological materials. These findings also could support the future development of alternative materials or new material explorations which can be integrated into products of daily use.

Paper Contribution to Related Field of Study

The contribution of this paper in relation to the field of study Industrial Design, Product Design, Emotional Design, Biophilic Design and Bio-design

References

- Arvay, C. G., (2018). *The biophilia effect: A scientific and spiritual exploration of the healing bond between humans and nature*. Sounds True, Canada (2018).
- Bartczak, C., Dunbar, B., & Bohren, L. (2013). *Incorporating biophilic design through living walls: The decision-making process*. *Constructing green: The social structures of sustainability*, 307.
- Biological. (n.d.) *American Heritage® Dictionary of the English Language, Fifth Edition*. (2011). Retrieved October 13 2020 from <https://www.thefreedictionary.com/biological>
- Blijievens, J., Creusen, M. E., & Schoormans, J. P. (2009). How consumers perceive product appearance: The identification of three product appearance attributes. *International Journal of Design*, 3(3).
- Bloch, P. H. (1995). Seeking the ideal form: Product design and consumer response. *The Journal of Marketing*, 16-29.
- Bloch, P. H., Brunel, F. F., & Arnold, T. J. (2003). Individual differences in the centrality of visual product aesthetics: Concept and measurement. *Journal of Consumer Research*, 29(4), 551-565.
- Boess, S. (2008). Meaning in product use: which terms do designers use in their work? *Procs. DeSForM, Offenbach*, 20-27.
- Bonollo, E. (2015). *Product Design: A Course In First Principles*. Upfront Publishing.
- Camere, S. & Karana, E., (2018). Fabricating materials from living organisms: An emerging design practice. *Journal of Cleaner Production* 186 570-584.
- Creusen, M. E., & Schoormans, J. P. (2005). The different roles of product appearance in consumer choice. *Journal of Product Innovation Management*, 22(1), 63-81.
- Crilly, N., Moultrie, J., & Clarkson, P. J. (2004). Seeing things: Consumer response to the visual domain in product design. *Design Studies*, 25(6), 547-577.
- Demirbilek, O., & Sener, B. (2003). Product design, semantics and emotional response. *Ergonomics*, 46(13-14), 1346-1360.
- Gunawardena, K. and Steemers, K., (2018). Living walls in indoor environments. *Building and Environment*.
- Govers, P. C., & Schoormans, J. P. (2005). Product personality and its influence on consumer preference. *Journal of Consumer Marketing*, 22(4), 189-197.
- Grinde, B., & Patil, G. G. (2009). Biophilia: Does visual contact with nature impact on health and well-being? *International Journal of Environmental Research and Public Health*, 6(9), 2332-2343.

- Hagtvedt, H., & Patrick, V. M. (2014). Consumer response to over styling: Balancing aesthetics and functionality in product design. *Psychology & Marketing*, 31(7), 518-525.
- Howell, A. J., Dopko, R. L., Passmore, H.A., & Buro, K. (2011). Nature connectedness: Associations with well-being and mindfulness. *Personality and Individual Differences*, 51(2), 166-171.
- Johnson, N. (2014). *Biophilic design benefits*. Retrieved from: https://www.architectureanddesign.com.au/features/features-articles/why-biophilic-architecture-works-five-reasons-and?mid=7603c81e3d&utm_source
- Kellert, S. R., Heerwagen, J., & Mador, M. (2008). *Biophilic design: The theory, science and practice of bringing buildings to life*. John Wiley & Sons.
- Krippendorff, K. (1989). *Product semantics: A triangulation and four design theories*. N/a.
- Krippendorff, K. (2008). The diversity of meanings of everyday artifacts and human-centered design. *Design and semantics of Form and Movement*, 12.
- Lawson, R., & Storer, I. (2008). 'Styling-In' semantics. *Design and Semantics of Form and Movement*, 41.
- Leder, H., Belke, B., Oeberst, A., & Augustin, D. (2004). A model of aesthetic appreciation and aesthetic judgments. *British Journal o Psychology*, 95(4), 489-508.
- Living organism. (n.d.) *American Heritage® Dictionary of the English Language, Fifth Edition*. (2011). Retrieved October 13 2020 from <https://www.thefreedictionary.com/Living+organism>
- Magnan, R. A. (2018). *Discover bio-design thinking: Adopting visual images to transform our information processing abilities*. Xlibris Corporation.
- Montana-Hoyos, C. (2010). *BIO-ID4S: Biomimicry in Industrial Design For Sustainability*. VDM-Germany.
- Mugge, R., Govers, P. C., & Schoormans, J. P. (2009). The development and testing of a product personality scale. *Design Studies*, 30(3), 287-302.
- Myers, W. (2018). *Bio design: nature, science creativity*. Revised and expanded version. Thames and Hudson
- Naleway, S. E., Porter, M. M., McKittrick, J., & Meyers, M. A. (2015). Structural design elements in biological materials: application to bioinspiration. *Advanced materials*, 27(37), 5455-5476.
- Parsaee, M., Demers, C.M., Hébert, M., Lalonde, J.F. and Potvin, A. (2019). A photobiological approach to biophilic design in extreme climates. *Building and Environment*, 154, pp.211-226.
- Proctor, R. (2009). *1000 New Eco Designs and Where To Find Them*. Laurence King.
- Rosenbaum, M.S., Ramirez, G.C. and Camino, J.R. 2018. A dose of nature and shopping: The restorative potential of biophilic lifestyle center designs. *Journal of Retailing and Consumer Services*, 40, pp.66-73.
- Sayuti, N. A. A., & Ahmed-Kristensen, S. (2020). Understanding emotional responses and perception within new creative practices of biological materials. In *Proceedings of the Sixth International Conference on Design Creativity (ICDC 2020)* (pp. 144-151).
- Sayuti, N. A. A, Montana-Hoyos, C., & Bonollo, E. (2015). A study of furniture design incorporating living organisms with particular reference to biophilic and emotional design criteria. *Academic Journal of Science*, 4(1), 75-106.
- Sayuti, N. A. A., Montana-Hoyos, C., & Bonollo, E. (2018). Biophilic design: Why do designers incorporate living organisms in furniture design?. In *Conference Proceeding The Fifth International Conference on Design Creativity (ICDC2018)*. University of Bath, UK.
- Simaika, J. P., & Samways, M. J. (2010). Biophilia as a universal ethic for conserving biodiversity. *Conservation Biology*, 24(3), 903-906.
- Smyth, S. N., & Wallace, D. R. (2000). Towards the synthesis of aesthetic product form. Paper presented at the *Proc. DETC2000/DTM-14554*, ASME, New York.
- Sustainable Design Definition* (n.d.). Retrieved 2015 from: <http://www.gsa.gov>
- Radford, S. K., and Bloch, P. H., (2011). Linking innovation to design: Consumer responses to visual product newness. *Product Innovation Management*. 28(S1):208–220. Product Development & Management Association
- Terrapin Bright Green. (2012). *14 patterns of biophilic design: Improving health & well-being in the built environment*. New York, USA
- Terrapin Bright Green. (2014). *The economic of biophilia: Why designing with nature in mind makes financial sense*. New York, USA.
- Thorpe, A. (2007). *The Designer's Atlas of Sustainability*. Island Press.
- Tischner U., (1997). *The Journal of Sustainable Product Design*. The Centre of Sustainable Design, Surrey, UK.
- Veryzer Jr, R. W. (1993). Aesthetic response and the influence of design principles on product preferences. *Advances in Consumer Research*, 20(1).
- Yamamoto, M., & Lambert, D. R. (1994). The impact of product aesthetics on the evaluation of industrial products. *Journal of Product Innovation Management*, 11(4), 309-324.
- Yin, J., Zhu, S., MacNaughton, P., Allen, J.G. and Spengler, J.D. 2018. Physiological and cognitive performance of exposure to biophilic indoor environment. *Building and Environment*, 132, pp.255-262.
- Wilson, E. O. (1984). *Biophilia*. Harvard University Press.
- Zuo, H., & Jones, M. (2007). An exploration into aesthetic association of product form. *Design and Semantics of Form and Movement*, 12.